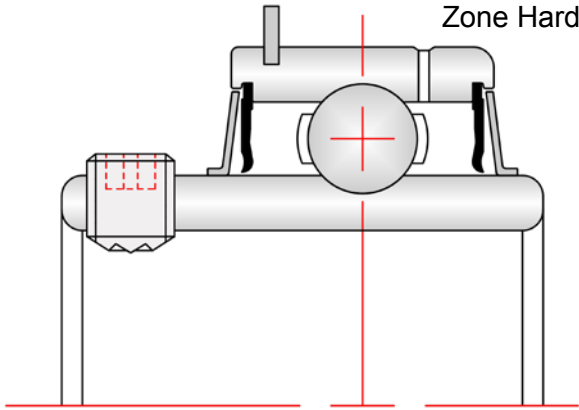
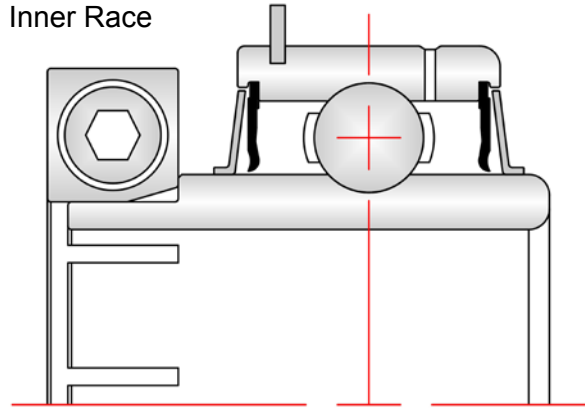


“FS” Standard Features

- Set Screw (SER) or Accu-Loc (SUE)
- Bore Sizes: 1/2” to 2-7/16” (20 to 40mm)
- Low Drag/Non Contact Seal
- Oil Lubrication
- Stamped Steel Riveted Retainer
- 52100 Chrome Steel or 440C Stainless
- Zone Hardened Wide Inner Race



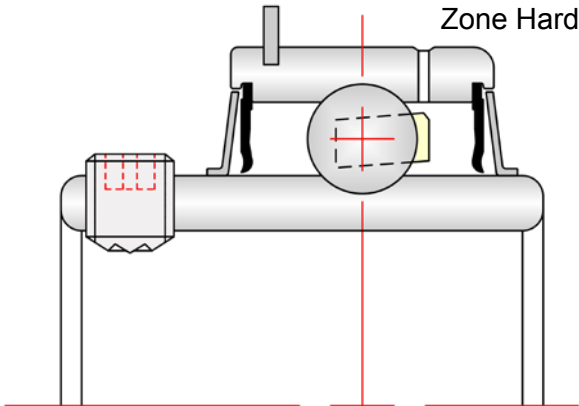
SER205-16 FS



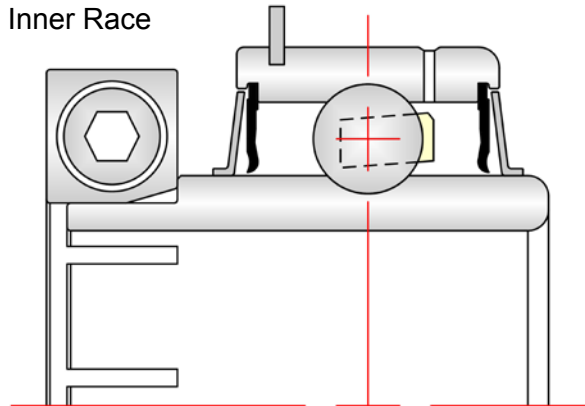
SUE205-16 FS

“FSX” Standard Features

- Set Screw (SER) or Accu-Loc (SUE)
- Bore Sizes: 1/2” to 2-7/16” (20 to 40mm)
- Low Drag/Non Contact Seal
- Oil Lubrication
- Reinforced, Stabilized Nylon Retainer
- 52100 Chrome Steel or 440C Stainless
- Zone Hardened Wide Inner Race



SER205-16 FSX



***SUE205-16 FSX**

*Call for availability

FREE SPINNING

Application Examples

- Packaging
- Printing Machinery
- In Line Systems
- Conveyor Equipment

Options

- Low-Torque Grease instead of Oil
- We can also make most bearing units Free-Spinning as well
- Contact Us for Price and Availability

For critical applications like pulp and paper converting, printing, and packaging, expensive downtime results from materials tearing due to excessive torque and vibration.

The path of the materials through these machines is very complex, composed of hundreds of rolls where many different processes are applied, such as printing, dyeing, curing, drying, folding, cutting, perforating, or finishing of some type.

These materials can be very sensitive and typically have low strength. If rotational torque and vibration are excessive, materials can tear, mis-feed, or jam, creating costly down-time.

AMI’s free spinning bearings are engineered and designed to excel in these applications. Precise raceway curvatures combined with superb surface finishes, help to provide a low coefficient of friction. To further reduce rotational torque or drag, these bearings are lubricated with a low viscosity oil, or light consistency grease.

Finally, because the bearing seal is a key factor to the success of a bearing, AMI remains a market leader when it comes to the sealing arrangements.

Our free spinning bearings utilize a formed metal slinger in conjunction with a modified Buna-Nitrile seal forming an effective labyrinth design. Although there are two seals involved, there is actually no contact of the sealing elements with the rotating bearing components. Yet the unique design does an excellent job of keeping out contamination, while yielding the lowest possible rotational torque.

STARTING TORQUE CHART (gf•cm)			
SER/SUE “FS”	Avg	Max	Min
201-204	30	45	25
205	40	60	30
206	60	90	45
207	80	120	60
208	100	150	75
209	120	180	90
210	140	200	105
211	160	210	120
212	180	230	135

INTERCHANGE BY MANUFACTURER			
BORE	AMI Part #	MB	SealMaster
1 (in.)	SUE205-16FS SUE205-16FSX	ER-16MKFF	ER-16T XLO
25 (mm)	SUE205FS SUE205FSX	—	ER-205T XLO